

It is the school board's intention to be active listeners and responsive to public concerns. However, the public is asked to be aware that these are meetings of the school board held in public, but not necessarily meetings of the public. The Chair will indicate when public questions and comments are appropriate under each agenda item. Those desiring to make comment will be asked to state their name and address in accordance with district policy and to be brief.

ASHLAND PUBLIC SCHOOLS
Special and Work Session
via Zoom link
April 27, 2020 @ 7:00 PM

BOARD MEMBERS

___ Victor Chang
___ Tomas Monter-Rangel
___ Sabrina Prud'homme
___ Eva Skuratowicz
___ Jim Westrick

ADMINISTRATORS

___ Kelly Raymond, Superintendent
___ Samuel Bogdanove, Director, Student Services
___ Steve Mitzel, Director, Operations
___ Laurie Rooper, Director, HR & Communications
___ Alana Valencia, Director, Finance

AGENDA

1. **Call to Order / Roll Check**

Presenter: Board Chair, Jim Westrick

2. **Teacher Appreciation Week**

3

A resolution declaring May 4-8 Teacher Appreciation Week. **Question: Should the Board approve the Resolution designating May 4-8, 2020 as Teacher Appreciation Week in the Ashland School District?**

Presenter: Board Chair Westrick

Time: 10 Minutes

3. **Ashland High School**

Presenter: Interim Principal Samuel Bogdanove

Time: 10 Minutes

A. Class of 2020 Graduation Plans

B. Credits for Grades 9-11

4. **Operations Update**

Presenter: Operations Director Steve Mitzel

Time: 15 Minutes

A. Technology Update - Distance Learning

5. **Superintendent Report**

Presenter: Superintendent Kelly Raymond

Time: 15 Minutes

A. Teacher Appreciation

B. Distance Learning

6. **Finance Report**

Presenter: Finance Director Alana Valencia

Time: 15 Minutes

A. Monthly District Finance Report 4

B. Nutrition Services

An update on number of meals distributed and fiscal impact on service

Presenter: with Nutrition Services Director Christina Lehman

C. Proposed Resolution for FY19-20 Budget Transfer 8

The Board will have a first review of a proposed resolution to transfer funds from the General Fund 100 to Fund 256 Food Services for unexpected costs related to food distributions.

7. Other items of interest

Other updates on district matters.

Presenter: Board Chair Jim Westrick

Time: 5 Minutes

8. Adjourn

ASHLAND BOARD OF EDUCATION GOALS FOR 2018-2023

A. Improve student achievement

B. Recruit and retain high quality and diverse staff

C. Create and maintain an environment that is welcoming, supportive and inclusive of all students and staff.

ASHLAND PUBLIC SCHOOLS

JACKSON COUNTY SCHOOL DISTRICT #5

Kelly Raymond
Superintendent

BOARD OF DIRECTORS

VICTOR CHANG
TOMAS MONTER-RANGEL
SABRINA PRUD'HOMME
EVA SKURATOWICZ
JIM WESTRICK



Inspiring Learning for Life

SAMUEL BOGDANOVE
Director, Student Services

STEVE MITZEL
Director, Operations

LAURIE ROOPER
Director, Human Resources & Communication

ALANA VALENCIA
Director, Finance

Ashland School District Teacher Appreciation Week

WHEREAS, teachers mold future citizens through guidance and education; and

WHEREAS, teachers encounter students of widely differing backgrounds; and

WHEREAS, our country's future depends upon providing quality education to all students; and

WHEREAS, teachers spend countless hours preparing lessons, evaluating progress, counseling and coaching students and performing community service; and

WHEREAS, our community recognizes and supports its teachers in educating the children of this community; and

WHEREAS, during this unprecedented time of global pandemic, Ashland teachers are stretching themselves even further to ensure that every student continues to learn and grow.

NOW, THEREFORE, BE IT RESOLVED that the Ashland School District Board of Directors proclaims May 4-8, 2020 to be TEACHER APPRECIATION WEEK; and

BE IT FURTHER RESOLVED that the Ashland School District Board of Directors strongly encourages all members of our community to join with it in personally expressing appreciation to our teachers for their dedication and devotion to their work.

Adopted this 27th day of April, 2020.

Signed: _____

Jim Westrick, Board Chair

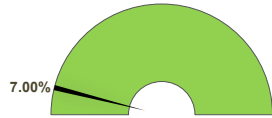
Attest: _____

Kelly Raymond, Superintendent

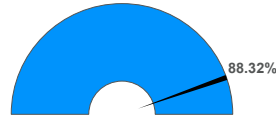
General Fund | Revenue Dashboard Summary

For the Period Ending March 31, 2020

Projected Year End Balance as % of Budgeted Revenues

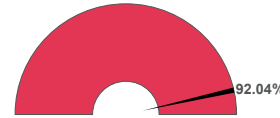


Actual YTD Revenues




Projected YTD Revenues
86.55%

Actual YTD Local Source



Projected YTD Local Sources
90.25%

Actual YTD State Sources



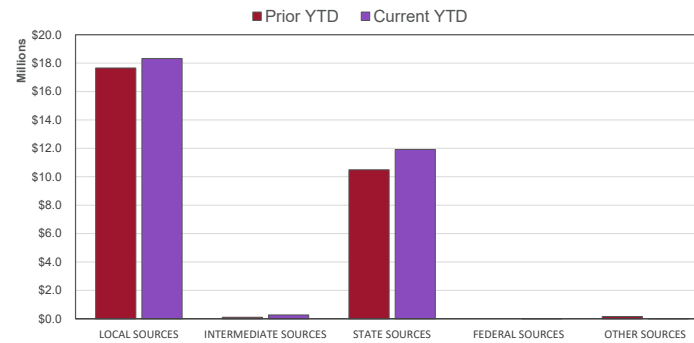
Projected YTD State Sources
82.63%

Revenue Analysis

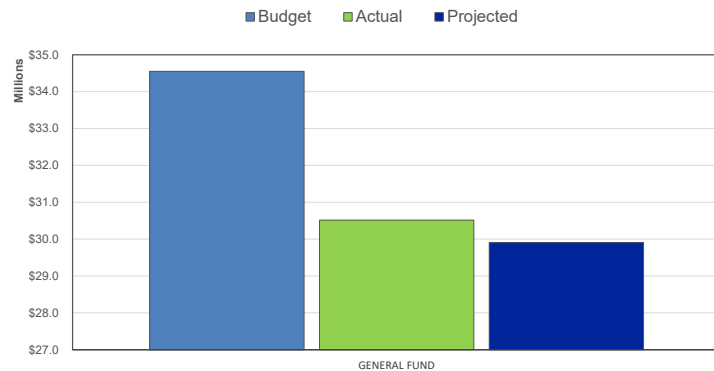
Top 10 Sources of Revenue (Year-to-Date)

Ad Valorem Taxes Levied by District	\$13,695,697
Unrestricted Grants-in-Aid	\$11,918,680
Local Option Ad Valorem Taxes Levied by District	\$3,670,424
Intermediate I Tax (City and County Income Taxes)	\$264,857
Interest on Investments	\$209,160
Rentals	\$111,573
Contributions and Donations from Private Sources	\$95,089
Fees Charged to Grants	\$29,894
Regular Day School Tuition	\$26,860
Miscellaneous	\$20,402
Percent of Total Revenues Year-to-Date	98.45%

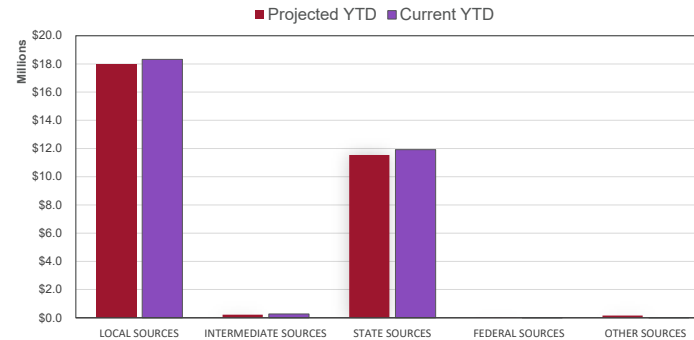
Revenues by Source | Prior YTD vs. Current YTD



Revenues by Fund | Budget / Actual YTD / Projected YTD



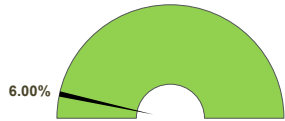
Revenues by Source | Projected YTD vs. Current YTD



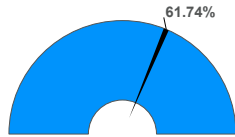
General Fund | Expenditure Dashboard Summary

For the Period Ending March 31, 2020

Projected Year End Balance as % of Budgeted Expenditures

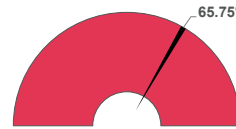


Actual YTD Expenditures



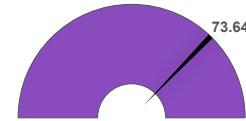
Projected YTD Expenditures
59.67%

Actual YTD Salaries/Benefits



Projected YTD Salaries/Benefits
63.99%

Actual YTD All Other Objects



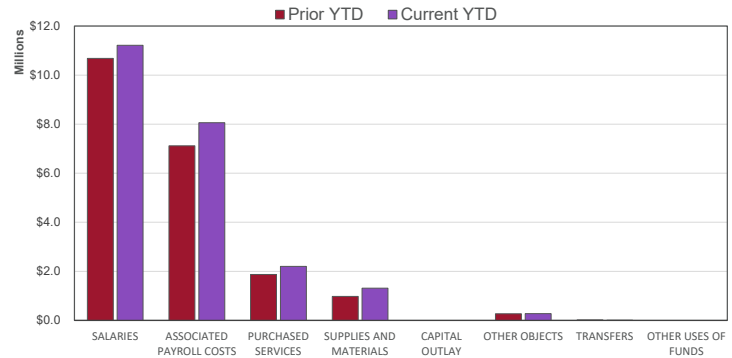
Projected YTD All Other Objects
68.60%

Expenditure Analysis

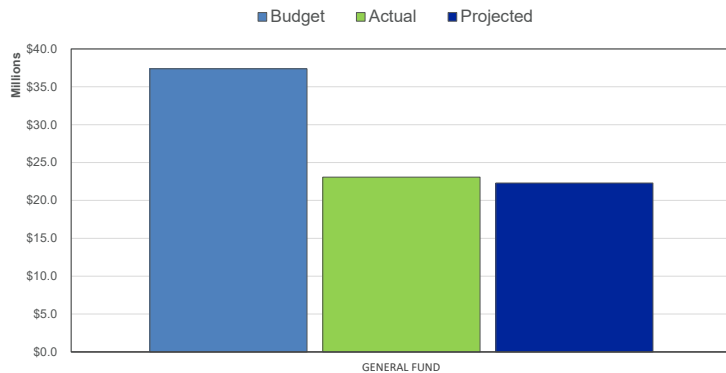
Top 10 Expenditures by Object (Year-to-Date)

Licensed Salaries	\$5,713,244
Employee Insurance	\$3,209,831
Classified Salaries	\$3,187,906
Public Employees Retirement System	\$3,003,013
Administrators	\$928,776
Social Security	\$822,938
PERS Pickup	\$630,603
Extra Duty Stipends	\$437,656
Electricity	\$409,571
Consumable Supplies & Materials	\$399,343
Percent of Total Expenditures Year-to-Date	81.21%

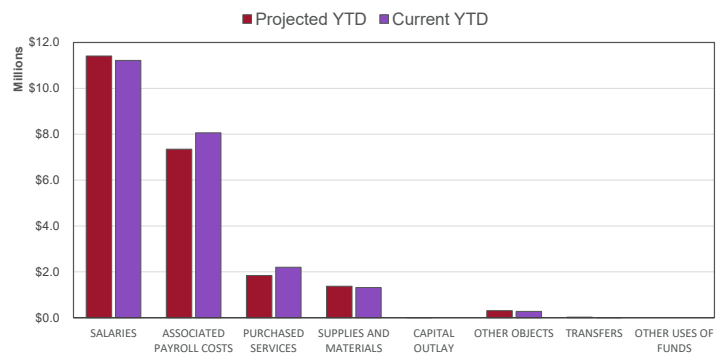
Expenditures by Object | Prior YTD vs. Current YTD



Expenditures by Fund | Budget / Actual YTD / Projected YTD



Expenditures by Object | Projected YTD vs. Current YTD



Powered By:

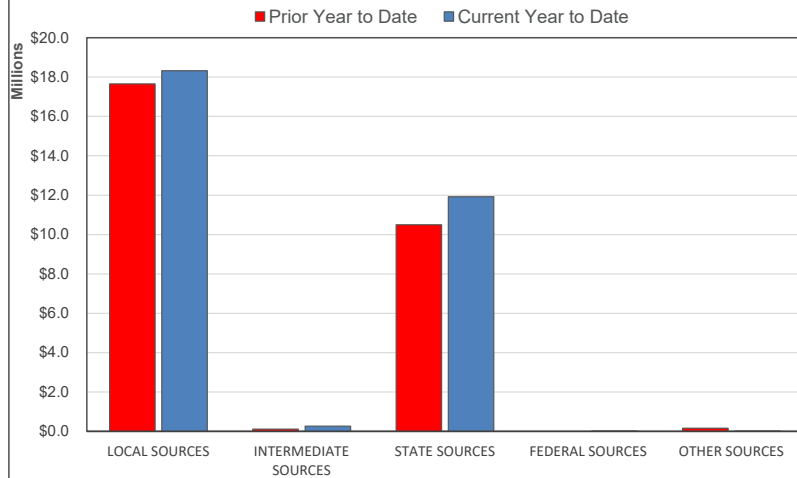
FORECAST5
ANALYTICS

General Fund | Financial Summary

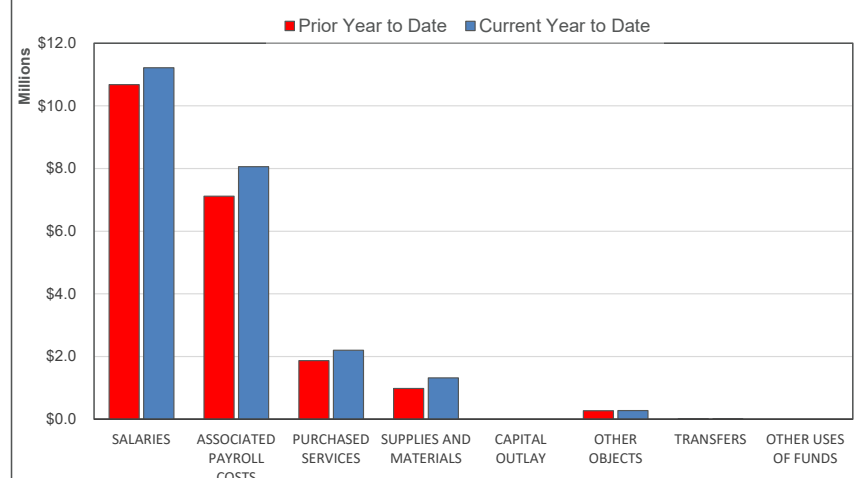
For the Period Ending March 31, 2020

	Prior YTD	Prior Year Total	% of PY Actual to Total	Current YTD	Annual Budget	YTD % of Budget
Beginning Fund Balance	\$2,948,927	\$2,948,927	100.00%	\$3,045,953	\$2,830,752	107.60%
REVENUES						
Local Sources	\$17,657,073	\$18,926,928	93.29%	\$18,325,705	\$19,910,831	92.04%
Intermediate Sources	110,550	521,986	21.18%	264,857	465,000	56.96%
State Sources	10,494,977	12,705,438	82.60%	11,918,680	13,971,637	85.31%
Federal Sources	0	31,424	0.00%	6,427	44,000	14.61%
Other Sources	161,510	174,856	92.37%	750	160,000	0.47%
TOTAL REVENUE	\$28,424,110	\$32,360,632	87.84%	\$30,516,419	\$34,551,468	88.32%
EXPENDITURES						
Salaries	\$10,680,102	\$16,627,208	64.23%	\$11,215,414	\$17,849,983	62.83%
Associated Payroll Costs	7,119,353	10,997,112	64.74%	8,058,690	11,464,683	70.29%
Purchased Services	1,870,813	2,646,837	70.68%	2,202,279	2,582,102	85.29%
Supplies and Materials	981,713	1,505,459	65.21%	1,316,019	2,027,074	64.92%
Capital Outlay	0	0		0	10,500	0.00%
Other Objects	268,572	283,442	94.75%	278,428	321,719	86.54%
Transfers	17,734	203,548	8.71%	8,768	226,160	3.88%
Other Uses of Funds	0	0		0	0	
Contingencies	0	0		0	1,400,000	0.00%
Unappropriated Ending Fund Balance	0	0		0	1,500,000	0.00%
TOTAL EXPENDITURES	\$20,938,287	\$32,263,607	64.90%	\$23,079,598	\$37,382,220	61.74%
SURPLUS / (DEFICIT)	\$7,485,823	\$97,025		\$7,436,821	(\$2,830,752)	
Ending Fund Balance	\$10,434,751	\$3,045,953		\$10,482,774	(\$0)	

Revenues by Source | Prior YTD vs. Current YTD



Expenditures by Object | Prior YTD vs. Current YTD

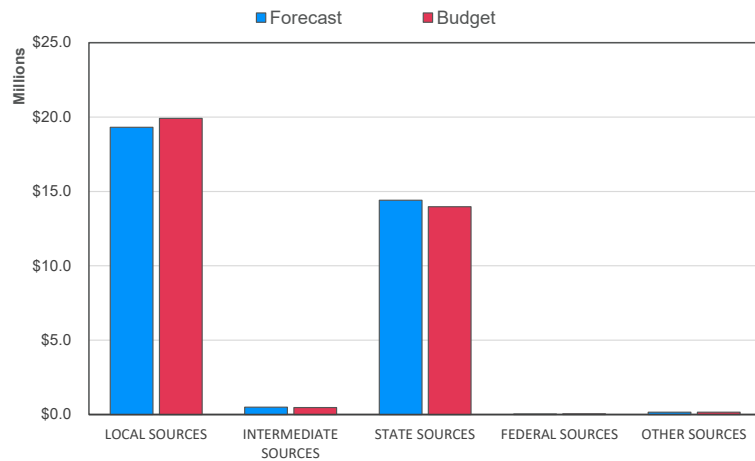


General Fund | Financial Projection

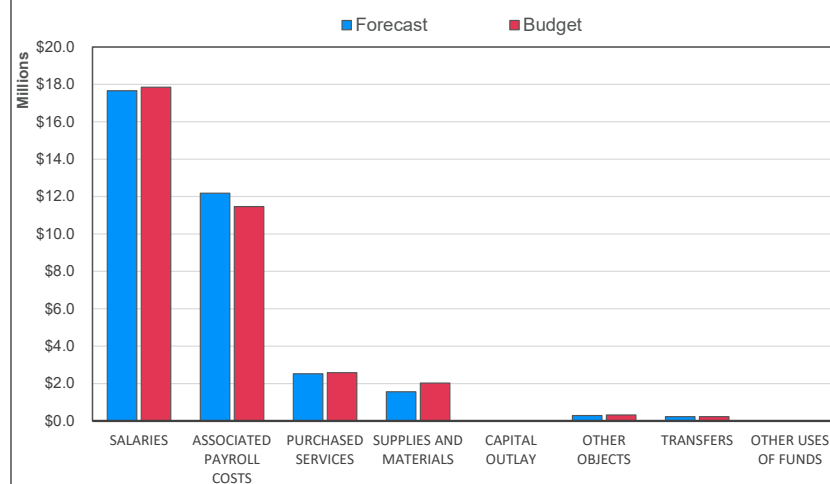
For the Period Ending March 31, 2020

	Prior YTD	Current YTD	Add: Projections	Annual Forecast	Annual Budget	Variance Fav / (Unfav)
Beginning Fund Balance	\$2,948,927	\$3,045,953		\$3,045,953	\$2,830,752	\$215,201
REVENUES						
Local Sources	\$17,657,073	\$18,325,705	\$991,120	\$19,316,825	\$19,910,831	(\$594,006)
Intermediate Sources	110,550	264,857	232,726	497,583	465,000	32,583
State Sources	10,494,977	11,918,680	2,489,432	14,408,112	13,971,637	436,475
Federal Sources	0	6,427	27,954	34,381	44,000	(9,619)
Other Sources	161,510	750	160,000	160,750	160,000	750
TOTAL REVENUE	\$28,424,110	\$30,516,419	\$3,901,232	\$34,417,651	\$34,551,468	(\$133,817)
EXPENDITURES						
Salaries	\$10,680,102	\$11,215,414	\$6,446,415	\$17,661,829	\$17,849,983	\$188,154
Associated Payroll Costs	7,119,353	8,058,690	4,127,972	12,186,662	11,464,683	(721,979)
Purchased Services	1,870,813	2,202,279	324,910	2,527,189	2,582,102	54,913
Supplies and Materials	981,713	1,316,019	242,879	1,558,897	2,027,074	468,177
Capital Outlay	0	0	0	0	10,500	10,500
Other Objects	268,572	278,428	13,568	291,997	321,719	29,722
Transfers	17,734	8,768	217,392	226,160	226,160	0
Other Uses of Funds	0	0	0	0	0	0
Contingencies	0	0	0	0	1,400,000	1,400,000
Unappropriated Ending Fund Balance	0	0	0	0	1,500,000	1,500,000
TOTAL EXPENDITURES	\$20,938,287	\$23,079,598	\$11,373,136	\$34,452,734	\$37,382,220	\$2,929,487
SURPLUS / (DEFICIT)	\$7,485,823	\$7,436,821	(\$7,471,904)	(\$35,083)	(\$2,830,752)	\$3,010,871
Ending Fund Balance	\$10,434,751	\$10,482,774		\$3,010,870	(\$0)	

Revenues by Source | Forecast vs. Budget



Expenditures by Object | Forecast vs. Budget



JACKSON COUNTY SCHOOL DISTRICT #5
Ashland School District - Ashland, Oregon
Appropriation Change
RESOLUTION
2020 #B-3

BE IT RESOLVED that the Board of Directors of Jackson County School District #5 does hereby approve this resolution to transfer appropriations as follows:

General Fund - 100

From: 6000– Operating Contingency	\$<150,000>
To: 5200 – Transfer of Funds	\$ 150,000
Total:	-0-

Food Service Fund – 256

From: 5200– Transfer of Funds	\$<150,000>
To: 3100 – Food Service	<u>\$150,000</u>
Total:	-0-

To cover the unanticipated Nutrition Service meal sales revenue loss due to the COVID-19 emergency school closure and additional expenditures related to meals served.

Dated this twenty-seventh day of April

Chairman, Board of Directors